


mini₃

Typical applications: shallow light projects | shallow spatial letters | custom applications



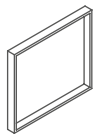
IP68

beam angle 160°

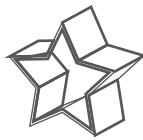
efficiency 83 lm/W



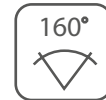
SHALLOW SPATIAL
LETTERS



SMALL DEPTH
LIGHT PROJECTS

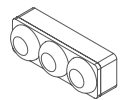
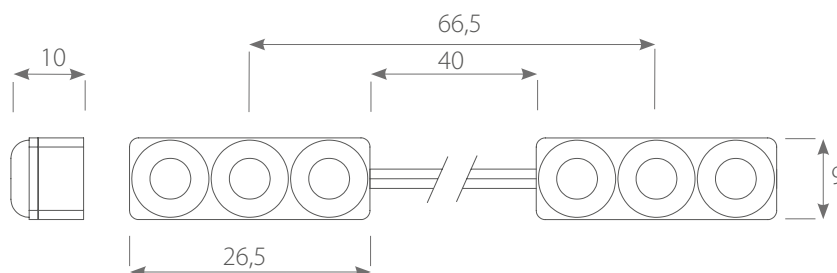


CUSTOM
APPLICATIONS



Mini₃ module has a beam angle of 160°. This makes it possible to achieve uniform illumination even in shallow installations. Very small dimensions allow to use it in extremely small, flat and narrow profile letters. Thanks to double-sided 3M™ industrial adhesive tape installation is very simple. Because of IP68 protection degree mini₃ can be used in the wet outdoor areas. The module is also protected against mechanical damage by the optimized plastic housing. It is possible to connect up to 50 modules in series.

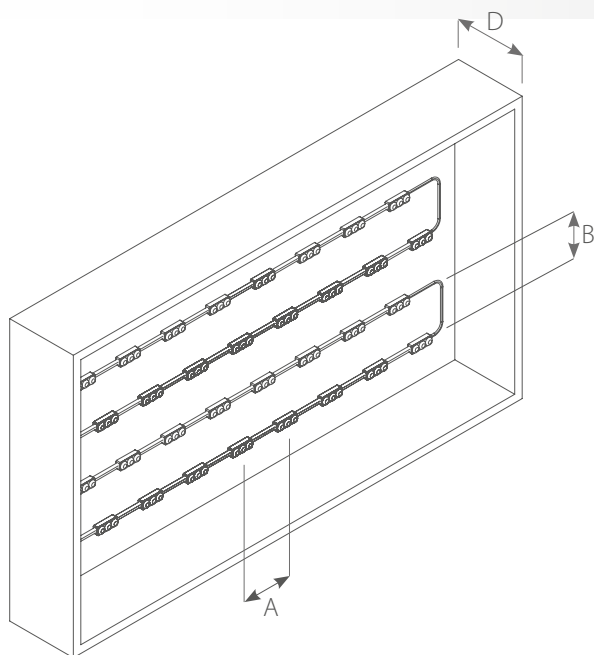
DIMENSION [mm]



Typ	mini ₃			
	W8K	W6,5K	W4K	W3K
Symbol	M170200	M170170	M170130	M170110
Color	white 8000K	white 6500K	white 4000K	white 3000K
Voltage [V DC]	12	12	12	12
Current [mA]	40	40	40	40
Power consumption [W]	0,48	0,48	0,48	0,48
Luminous flux [lm]	40	40	40	40
Light output [lm/W]	83	83	83	83
Beam angle [°]	160	160	160	160
Degree of protection	IP68	IP68	IP68	IP68
Operating temperature [°C]	-40 - +65	-40 - +65	-40 - +65	-40 - +65
LEDs	SMD2835	SMD2835	SMD2835	SMD2835
Max. Number of modules in series [pcs.]	50	50	50	50
Lifetime [h]	50.000	50.000	50.000	50.000
Warranty [mc]	36	36	36	36
Packing [pcs.]	100	100	100	100

* other available color temperatures: mini₃ W12K (12000K) - M170240 , mini₃ W10K (10000K) - M170230

APPLICATION EXAMPLE



D - Depth

MOUNTING EXAMPLE *

D [mm]	A [mm]	B [mm]	Brightness [cd/m ²]
50	50	50	3081
60	60	60	2140
70	66,5	70	1655
80	66,5	80	1448
100	66,5	100	1158

* The grid can change depending on the illuminated material

TABLE OF CONTENTS